

Multi-zone Heat Pump System

Outdoor Model: 38GJQK48---3



turn to the experts™

Submittal Data

Job Data: _____ Location: _____

Buyer: _____ Buyer P.O. #: _____ Carrier #: _____

Unit Number: _____ Model Number: _____

Performance Data Certified By: _____ Date: _____



For specific information on indoor unit see Product Data

MULTI-ZONE STANDARD FEATURES

- Variable Speed (Inverter)
- Built-in base pan heater
- Quiet operation
- Connect up to 8 multiple style indoor units
 - High Wall (GJ*B)
 - Ducted (GJ*D)
 - Cassette (GJ*C)
 - Floor Console (GJ*F)

CONTROL FEATURES

- Wireless Remote Controller included with each indoor unit.
- Wired Remote Controller included with each Ducted and Cassette indoor unit (Optional on GJ*B High Wall)

System	Size	48	
	Outdoor Model	38GJQK48---3	
	Max Number of Zones	8	
Performance Non-Ducted	Cooling Rated Capacity	Btu/h	48,000
	Cooling Cap. Range Min - Max	Btu/h	3,412~54,592
	SEER	16	
	EER	9.56	
	Heating Rated Capacity	Btu/h	54,500
	Heating Cap. Range Min - Max	Btu/h	4,094~59,368
	HSPF	8.2	
Performance Combination Ducted and Non-Ducted	Cooling Rated Capacity	Btu/h	48,500
	Cooling Cap. Range Min - Max	Btu/h	7,706~53,296
	SEER	15.75	
	EER	9.2	
	Heating Rated Capacity	Btu/h	54,500
	Heating Cap. Range Min - Max	Btu/h	10,047~56,934
	HSPF	8.2	
Performance Ducted	Cooling Rated Capacity	Btu/h	48,500
	Cooling Cap. Range Min - Max	Btu/h	12,000~52,000
	SEER	15.5	
	EER	8.8	
	Heating Rated Capacity	Btu/h	54,500
	Heating Cap. Range Min - Max	Btu/h	16,000~54,500
	HSPF	8.2	

Operating Range	Cooling Outdoor DB Min - Max	°F	5~119
	Heating Outdoor DB Min - Max	°F	-4-75
Piping	Total Piping Length	Ft.	443
	Piping to furthest FCU	Ft.	229
	Drop (OD above ID)	Ft.	98
	Lift (OD below ID)	Ft.	98
Electrical	Voltage, Phase, Cycle	V/Ph/Hz	208/230-1-60
	Power Supply	Indoor unit powered from outdoor	
	MCA	A.	30
	MOCP - Fuse Rating	A.	50
Outdoor	Unit Width	In.	35.4
	Unit Height	In.	53
	Unit Depth	In.	13.4
	Net Weight	Lbs.	255.7
	Airflow	CFM	3,766
	Sound Pressure	dB(A)	57

Accessories

- Wired Control Convertible – F / C (GJ*B Systems)
- Multi 2 Port Branch Box
- Multi 3 Port Branch Box

- Y-type Branch Tube
- Grille/Ceiling panel (Required for GJ*C)
- Condensate Pump 208/230V (GR, GJ*B & GJ*F Indoor units)


Copyright 2014 Carrier Corp. S 7310 W. Morris St. S Indianapolis, IN 46231


Edition Date: 12/14


Catalog No: SUB38GJ-48-01


Multi-zone Indoor combinations

Outdoor Unit Model	2-Zone	3-Zone		4-Zone			5-Zone			6-Zone	7-Zone	8-Zone
38GJQK4B--3	9+18	9+9+9	12+12+21	9+9+9+9	9+12+12+24	12+12+18+21	9+9+9+9+9	9+9+9+18+24	9+12+12+12+12	9+9+9+9+9+9	9+9+9+9+9+9+9	9+9+9+9+9+9+9+9
	9+21	9+9+12	12+12+24	9+9+9+12	9+12+18+18	12+12+18+24	9+9+9+9+12	9+9+9+21+21	9+12+12+12+18	9+9+9+9+9+12	9+9+9+9+9+9+12	
	9+24	9+9+18	12+18+18	9+9+9+18	9+12+18+21	12+12+21+21	9+9+9+9+18	9+9+9+21+24	9+12+12+12+21	9+9+9+9+9+18	9+9+9+9+9+9+18	
	12+12	9+9+21	12+18+21	9+9+9+21	9+12+18+24	12+12+24+24	9+9+9+9+21	9+9+12+12+12	9+12+12+12+24	9+9+9+9+9+21	9+9+9+9+9+12+12	
	12+18	9+9+24	12+18+24	9+9+9+24	9+12+21+21	12+18+18+18	9+9+9+9+24	9+9+12+12+18	9+12+12+18+18	9+9+9+9+9+24	9+9+9+9+12+12+12	
	12+21	9+12+12	12+21+21	9+9+12+12	9+12+21+24	12+18+18+21	9+9+9+12+12	9+9+12+12+21	9+12+12+18+21	9+9+9+9+12+12		
	12+24	9+12+18	12+21+24	9+9+12+18	9+12+24+24	12+18+18+24	9+9+9+12+18	9+9+12+12+24	12+12+12+12+12	9+9+9+9+12+18		
	18+18	9+12+21	12+24+24	9+9+12+21	9+18+18+18	12+18+21+21	9+9+9+12+21	9+9+12+18+18	12+12+12+12+18	9+9+9+9+12+21		
	18+21	9+12+24	18+18+18	9+9+12+24	9+18+18+21		9+9+9+12+24	9+9+12+18+21	12+12+12+12+21	9+9+9+9+12+24		
	18+24	9+18+18	18+18+21	9+9+18+18	9+18+18+24		9+9+9+18+18	9+9+12+18+24	12+12+12+12+24	9+9+9+12+12+12		
	21+21	9+18+21	18+18+24	9+9+18+21	9+18+21+21		9+9+9+18+21	9+9+12+21+21	12+12+12+18+18	9+9+9+12+12+18		
	21+24	9+18+24	18+21+21	9+9+18+24	9+18+21+24					9+9+9+12+12+21		
	24+24	9+21+21	18+21+24	9+9+21+21	12+12+12+12					9+9+12+12+12+12		
		9+21+24	21+21+21	9+9+21+24	12+12+12+18					9+9+12+12+12+18		
		9+24+24	21+21+24	9+12+12+12	12+12+12+21							
		12+12+12	21+24+24	9+12+12+18	12+12+12+24							
		12+12+18	24+24+24	9+12+12+21	12+12+18+18							

	Indoor High Wall (GJ*B)	Size			9	12	18	24
		Model			40GJQB09B--3	40GJQB12B--3	40GJQB18B--3	40GJQB24B--3
		Unit Width	In.	34.1	34.1	40.1	46.4	
		Unit Height	In.	11.5	11.5	12.6	2.8	
		Unit Depth	In.	8.2	8.2	9.1	10.4	
		Net Weight	Lbs.	24.3	24.3	30.9	38.6	
		Number of Fan Speeds			7	7	7	7
		Airflow (lowest to highest)	CFM	224/241/271/312/359/394/430	224/241/271/312/659/394/453	282/330/371/418/465/512/589	294/353/412/471/530/588/647	
		Sound Pressure (lowest to highest)	dB(A)	23/26/30/34/36/38/42	24/26/30/34/36/38/44	33/36/38/41/44/47/51	38/41/43/45/47/49/52	

	Indoor Ducted (GJ*D)	Size			9	12	18	21	24
		Model			40GJQB09D--3	40GJQB12D--3	40GJQB18D--3	40GJQB21D--3	40GJQB24D--3
		Unit Width	In.	24.2	24.2	24.2	24.2		
		Unit Height	In.	7.9	7.9	7.9	7.9		
		Unit Depth	In.	27.6	27.6	35.4	43.3		
		Net Weight	Lbs.	48.5	50.7	59.5	68.3		
		Number of Fan Speeds			3	3	3	3	
		Airflow (lowest to highest)	CFM	147/176/264	176/235/323	294/353/411	323/441/588		
		Sound Pressure (lowest to highest)	dB(A)	31/34/37	32/35/39	33/37/41	34/38/42		
		Max Static Pressure	In.WG.	0.04	0.04	0.04	0.06		

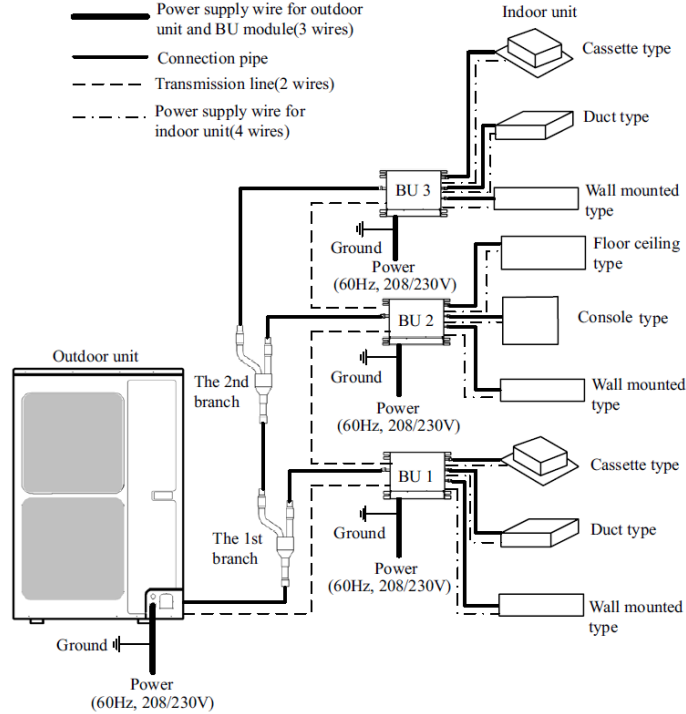
	Indoor Floor Console (GJ*F)	Size			9	12	18
		Model			40GJQB09F--3	40GJQB12F--3	40GJQB18F--3
		Unit Width	In.	8.5	8.5	8.5	
		Unit Height	In.	23.6	23.6	23.6	
		Unit Depth	In.	27.6	27.6	27.6	
		Net Weight	Lbs.	33.1	33.1	33.1	
		Number of Fan Speeds			7	7	7
		Airflow (lowest to highest)	CFM	188/217/253/282/311/329/382	205/264/294/323/353/382/441	241/311/341/382/423/470/494	
		Sound Pressure (lowest to highest)	dB(A)	25/26/30/33/36/38/40	27/32/35/37/38/40/43	33/35/37/41/44/46/48	

	Indoor Cassette (GJ*C)	Size			12	18	24
		Model			40GJQB12C--3	40GJQB18C--3	40GJQB24C--3
		Unit Width	In.	22.4	22.4	22.4	
		Unit Height	In.	9.1	9.1	9.4	
		Unit Depth	In.	22.4	22.4	33.1	
		Net Weight	Lbs.	39.7	39.7	61.7	
		Number of Fan Speeds			3	3	3
		Airflow	CFM	265/294/353	265/294/353	500/559/694	
		Sound Pressure (lowest to highest)	dB(A)	42/44/46	42/44/46	35/37/39	

Branch Boxes

Branch Box	KSAUI0201AAA	KSAUI0401AAA
Min number of branches	1	1
Max number of branches	2	3

One outdoor unit is able to connect up to 3 Branch Box Units (BU)



Refrigerant pipe **Braze** Connection

KSAUI0201AAA

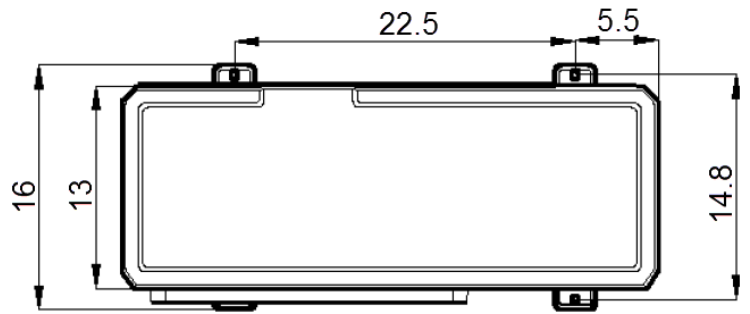
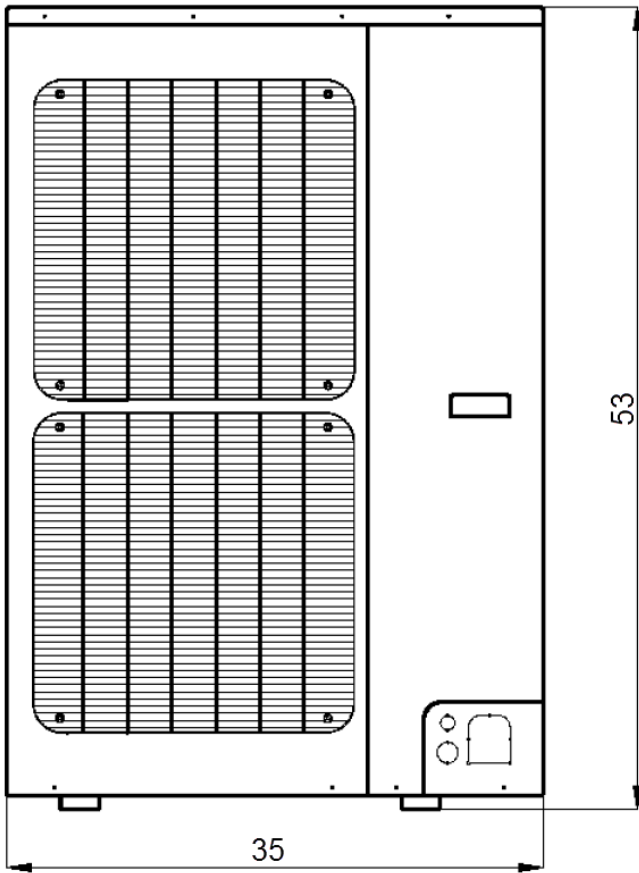
KSAUI0401AAA

	Indoor Unit side		Outdoor Unit Side
	Port A	Port B	
Liquid pipe	1/4in (6.5mm)	1/4in (6.5mm)	3/8in (9.7mm)
Gas Pipe	5/8in (16.3mm)	5/8in (16.3mm)	5/8in (16.3mm)

	Indoor Unit side			Outdoor Unit Side
	Port A	Port B	Port C	
Liquid pipe	1/4in (6.5mm)	1/4in (6.5mm)	1/4in (6.5mm)	3/8in (9.7mm)
Gas Pipe	5/8in (16.3mm)	5/8in (16.3mm)	5/8in (16.3mm)	5/8in (16.3mm)

Construction View

Outdoor Unit 38GJQK48---3



Unit: Inches

